




## REPLACING WHEELCHAIR BATTERIES WITH LUCI INSTALLED

If you need to replace the batteries on a Quickie Q700 M that has LUCI installed, follow these steps:

1. Using a 3mm Allen wrench, remove the two flange head screws that hold the Rear SmartFrame in place.
2. Pull the Rear SmartFrame back and tilt it down out of the way. Carefully open the seating assembly and swap the batteries as you normally would.



**⚠ Caution:** Make sure the Rear SmartFrame is rotated out of the way and watch for interference as you flip the seat open, to avoid damaging the SmartFrame. It may be necessary to remove the plastic caps on the rear pivot bolts with a small flat head screwdriver. Alternatively, use a kickstand to hold the chair open enough to access the batteries but closed enough to prevent damaging the LUCI SmartFrame.



3. Close the seating assembly and reinsert the two flange head screws. Ensure all cables are neatly routed to avoid pinching or dragging.